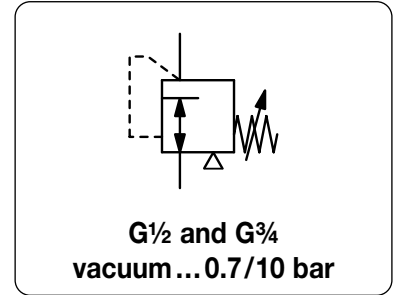


<b>Description</b>	Diaphragm vacuum regulator ensuring high precision in both vacuum and positive pressure range.		
<b>Media</b>	compressed air or non-corrosive gases		
<b>Supply pressure</b>	max. 17 bar		
<b>Accuracy</b>	response sensitivity: < 2.5 mbar		
<b>Adjustment</b>	by handwheel with locknut		
<b>Air consumption</b>	without constant bleed		
<b>Flow rate</b>	800 l/min*1 in vacuum range,	4200 l/min*2 in positive pressure range	
<b>Gauge port</b>	G $\frac{1}{4}$ on both sides of the body, screw plugs supplied		
<b>Mounting position</b>	any		
<b>Temperature range</b>	-40 °C to 90 °C / -40 °F to 194 °F		
<b>Material</b>	Body: aluminium die-cast	Inner valve: stainless steel and brass	
	Elastomer: NBR/Buna-N		



Dimensions				K <sub>v</sub>	Flow rate	Connection thread	Vacuum range	Order number
A	B	C	D	value	m <sup>3</sup> /h*1	G	bar	
mm	mm	mm	mm	m <sup>3</sup> /h	l/min*1			

Vacuum pressure regulator								supply pressure max. 17 bar, without constant bleed	R251
87	238	40	98	2,5	48	800	G $\frac{1}{2}$	-1 ... +0.7	R251-04A
								-1 ... +2.0	R251-04B
								-1 ... +10	R251-04D
87	238	40	98	2,5	48	800	G $\frac{3}{4}$	-1 ... +0.7	R251-06A
								-1 ... +2.0	R251-06B
								-1 ... +10	R251-06D



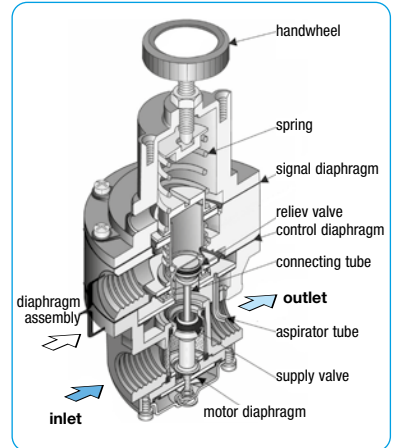
R251

### Special options, add the appropriate letter

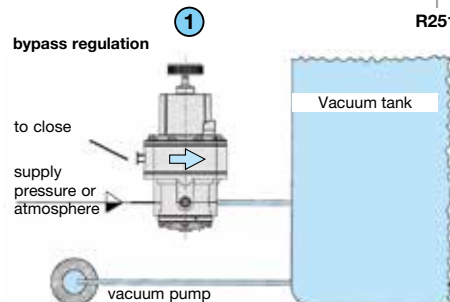
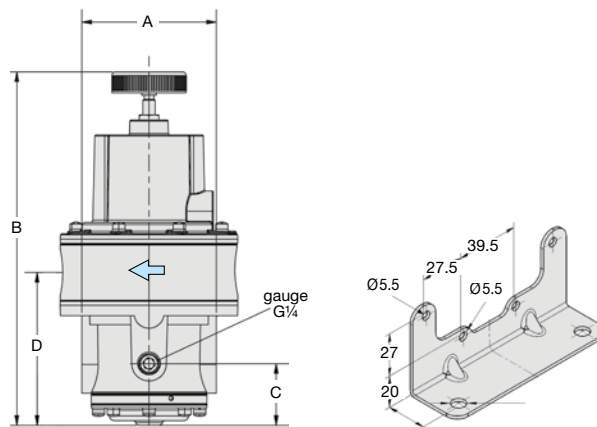
<b>NPT</b>	connection thread	R251-0 . . N
<b>tamper-proof cap</b>	made of aluminium, adjustment by screwdriver, total height 240 mm	R251-0 . . T
<b>FKM elastomer</b>		R251-0 . . V

### Accessories, enclosed

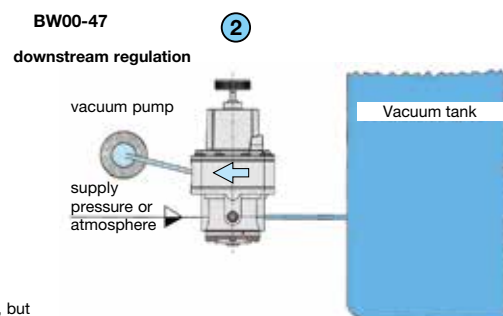
<b>pressure gauge</b>	Ø 63 mm, -1 ... 0 bar, G $\frac{1}{4}$	MA6302-00
<b>mounting bracket</b>	made of steel	BW00-47



cross section  
connection for downstream regulation



**Note**  
A strainer is provided on the atmospheric or pressure side, but an additional filter is recommended.



**1** **Bypass regulation**  
Upstream installation is preferred when rapid exhaust of a tank or system is required. That way the vacuum pump acts directly upon the tank and is not being throttled by the vacuum regulator.

**2** **Downstream regulation**  
The regulator is located between the pump and the tank. The vacuum pump is energy-saving and it is easy to fill the tank to its optimal level with pressure or vacuum.

\*1 for compressed air at -0.98 bar supply pressure and 0 bar outlet pressure  
\*2 for compressed air at 7 bar supply pressure and 1.4 bar outlet pressure

Gauges: see chapter for measuring devices

PDF CAD  
www.aircom.net

Order example:  
R251-04A